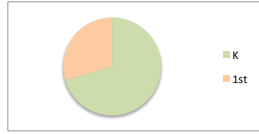


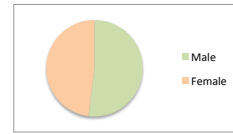
**Citizens of the World Board of Directors Meeting
Executive Director Report - Dashboard
September 21, 2016**

Diversity

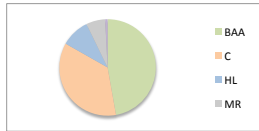
Grade		
K	88	71%
1st	37	29%
	125	100%
ADA		
8/15-9/14		95%



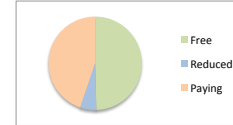
Gender		
Male	65	52%
Female	60	48%
	125	100%



Ethnicity		
BAA	59	46%
C	45	37%
HL	12	10%
MR	8	6%
API	1	1%
	125	100%



Economic Status		
Free	62	50%
Reduced	7	6%
Paying	56	44%
	125	100%



ELL		
4 Langs.	12	10%

Special Education		
IEP	8	6%

Understanding

1st	37	%	LEVEL
Below	16	43%	Less than C
On	6	16%	C/D
Above	15	41%	E or higher

The Fountas and Pinnell Benchmark Assessment System allows teachers to determine instructional reading levels for all students by using one-on-one interactions to observe reading strategies and engage in comprehension conversations. Assessments take approximately one hour per child and are conducted 3 times per year. Leveled reading groups are formed based on student level, reading strategies, and social/emotional needs.

K	89	%	LEVEL
Below	26	29%	P1
On	49	55%	P2/P3
Above	14	16%	A or above

Levels of readers at 1st trimester benchmark								
	3 gr above	2 gr above	1 gr above	<1 gr above	on	<1 gr below	1 gr below	>1 below
1st	0	3	5	7	6	9	7	0
K	1	3	1	9	49	26	0	0

Connection

Community Partnerships:



**Nelson Atkins Museum of Art
"Thinking Through Art"
1st Grade**



**Anita B Gorman Discover Science Center
"Discover Nature Schools Curriculum"
Kindergarten and 1st Grade**



**Economics Education through Community Partnerships
Kindergarten and 1st Grade**



**"Take the Stage"
1st Grade**