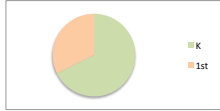


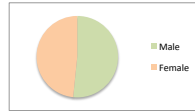
**Citizens of the World Board of Directors Meeting
Executive Director Report - Dashboard
January 18, 2017**

Diversity

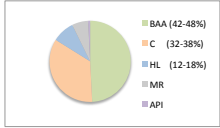
Grade		
K	84	68%
1st	40	32%
	124	100%



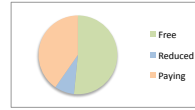
Gender		
Male	64	52%
Female	60	48%
	124	100%



Ethnicity		
BAA (42-46%)	61	49%
C (32-38%)	43	35%
HL (12-18%)	11	9%
MR	8	6%
API	1	1%
	124	100%



Economic Status		
Free	64	52%
Reduced	10	8%
Paying	50	40%
	124	100%



GOAL: 50% FRL

ADA			
Whole school:	YTD to 01/17/17	Per Pupil:	
	94.5%	90-100%	81.9%
		80-90%	15.3%
		70-80%	2.0%
		60-70%	0.8%
			100%

GOAL: 90% attend 90%

Special Education		
IEP/504	12	10%

ELL		
4 Langs.	14	11%

Students entering CWCKC midyear		Students exiting CWCKC midyear	
Moved to area	2	Transportation	3
Dissatisfaction	7	Dissatisfaction	3
Late Enrollment (8)	7	Wait List	4 (2 AL; 2 XR)
TOTAL	16	Work/Move	6
		TOTAL	16

Understanding

Updates from Principal Doug Smith

Curriculum Development - Project-based Learning
Instructional Oversight - Growth and Evaluation
Professional Development - Child Development, Constructivism, and Classroom Management Strategies
Student Assessment - 2nd Trimester Assessments

CWCS Partnerships and Support

Instructional Oversight - New School Review Process and KC Visit
Professional Development - Ongoing work in "Council in Schools" and Race and Equity Awareness

Connection

Kansas City Police Department Reading Program



Connecting for Good - Technology Access and Education for Parents