

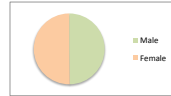
**Citizens of the World Kansas City - Board of Directors Meeting  
Executive Director's Report - Dashboard  
January 17, 2018**

**Diversity**

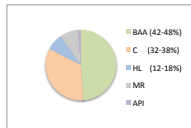
Grade		
K	78	44%
1st	80	36%
2nd	45	20%
	223	100%



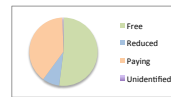
Gender		
Male	111	50%
Female	112	50%
	223	100%



Ethnicity		
BAA (42-48%)	109	49%
C (32-38%)	75	34%
HL (12-16%)	17	8%
MR	19	9%
API	3	1%
	223	100%



Economic Status		
Free	116	52%
Reduced	18	8%
Paying	88	39%
Unidentified	1	0%
	223	100%



GOAL: 50% FRL Currently: 60%

Average Daily Attendance		
08.14.2017 thru 01.12.2018		
Whole school:		Per Pupil:
	<b>93.12%</b>	90-100% 77%
		80-90% 17%
		70-80% 4%
		60-70% 2%
		50-60% 0%
		Below 50% 0%
		TOTAL 100%

GOAL: 90% attend 90%

Special Education		
IEP/504	18	8%

ELL		
K	9	50%
1st	8	44%
2nd	1	6%
	18	100%

Students entering CWCKC midyear	
Moved to area	7
Dissatisfied - Old School	12
Late Enrollment	10
TOTAL	29

Students exiting CWCKC midyear	
Transportation	5
Dissatisfied	4
Wait List	5
Homeschooling	1
Work/Move	16
Developmental Wait	1
TOTAL	32

Turnover rates					
as of Jan 15, 2017			as of Jan 15, 2018		
In	Out	Total	In	Out	Total
11.29%	12.29%	24.19%	12.83%	14.16%	26.99%

**Understanding**

**CWCKC Summer School 2018**

Overview of our first year of Summer School at CWCKC  
Plans for leadership, curriculum, enrollment, and budgetary impact

**Presentation by Principal Doug Smith**

**Connection**

**CWCKC and CWCLA Collaborative Working Groups**

Overview of year long project to support the development of teacher tools for integrating  
our CWC Graduate Dispositions across curriculum and assessment in developmentally appropriate ways

**Presentation by Dr. Kristin Droege**