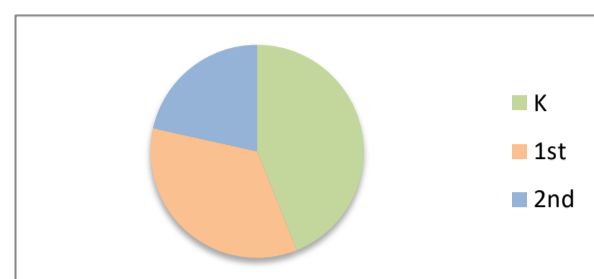


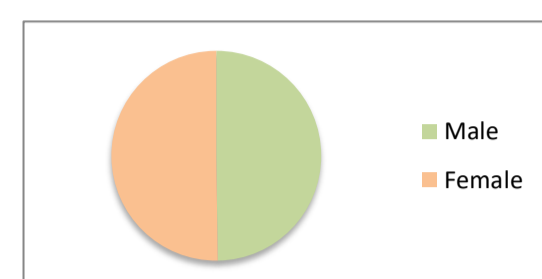
**Citizens of the World Kansas City - Board of Directors Meeting  
Executive Director's Report - Dashboard  
April 18, 2018**

**Diversity**

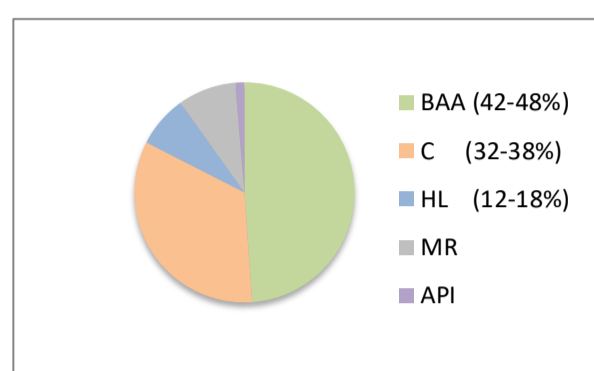
Grade		
K	98	44%
1st	77	35%
2nd	48	22%
	223	100%



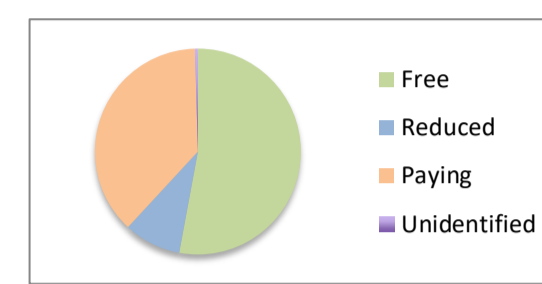
Gender		
Male	111	50%
Female	112	50%
	223	100%



Ethnicity		
BAA (42-48%)	109	49%
C (32-38%)	75	34%
HL (12-18%)	17	8%
MR	19	9%
API	3	1%
	223	100%



Economic Status		
Free	118	53%
Reduced	20	9%
Paying	84	38%
Unidentified	1	0%
	223	100%



Goal: 50% FRL Currently: 62%

**Average Daily Attendance**

08.14.2017 thru 04.13.2018

Whole school: **92.76%** Per Pupil:

Goal: 90% attend 90%

90-100%	78.3%
80-90%	15.6%
70-80%	3.3%
60-70%	2.2%
50-60%	0.5%
Below 50%	0.2%
TOTAL	100%

**Special Education**

IEP/504 22 9.9%

**ELL**

K	8
1st	8
2nd	1
	17 7.6%

**Students entering CWCKC midyear**

Moved to area	14
Dissatisfied - Old School	15
Late Enrollment	11
TOTAL	40

**Students exiting CWCKC midyear**

Transportation	6
Dissatisfied	5
Wait List	9
Homeschooling	1
Work/Move	21
Developmental Wait	1
TOTAL	43

**Turnover rates**

as of Apr 13, 2017			as of Apr 13, 2018		
In	Out	Total	In	Out	Total
16.13%	17.74%	33.87%	17.70%	19.03%	36.73%

**Understanding**

**Expanding our approach to teaching mathematics: The Mathematics Lab**

Doug Smith, Principal, and Catherine Bett, 2018-2019 Instructional Specialist

**Connection**

**New partnerships in process for 2018-2019**

**KC Young Audiences - STEAM Residency  
Start at Zero  
Lead to Read**

Presented by Amanda Quance, Director of Curriculum Integration and Educational Partnerships