

CWC Kansas City Executive Director's Report - District Dashboard

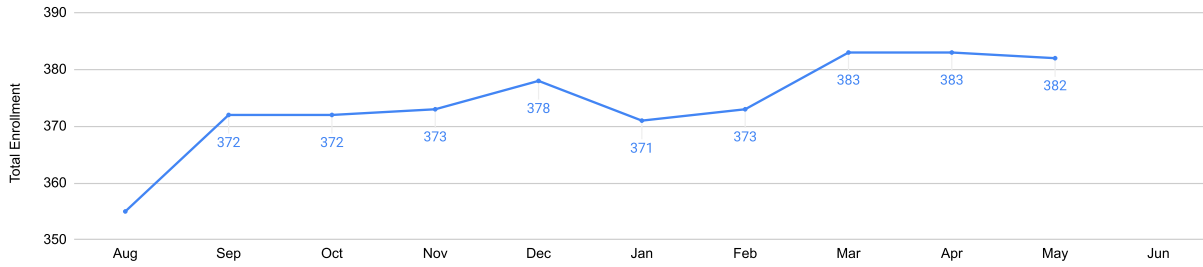
School Year 2023-24



Enrollment

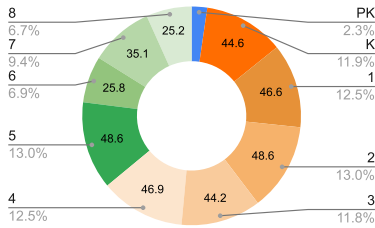
CWC Kansas City Enrollment

YTD Actuals



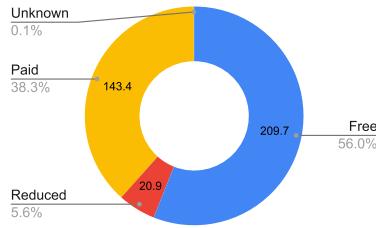
Enrollment by Grade Level

PK-8 YTD Average



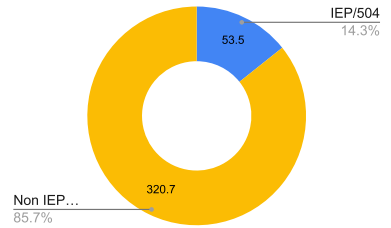
Enrollment by FRL Status

PK-8 YTD Average



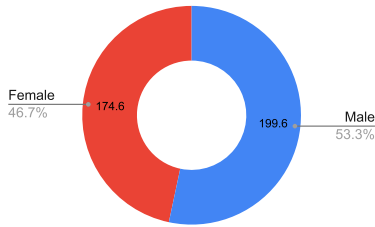
Enrollment by IEP/504

PK-8 YTD Average



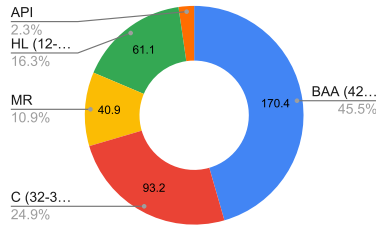
Enrollment by Gender Identity

PK-8 YTD Average



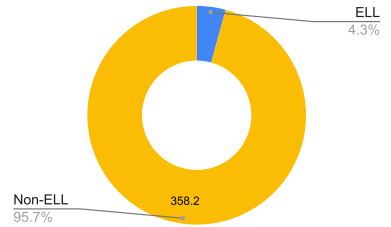
Enrollment by Ethnicity

PK-8 YTD Average



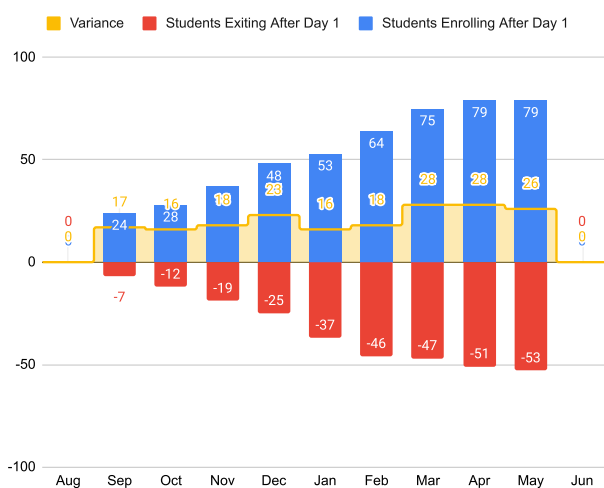
Enrollment by English Learner

PK-8 YTD Average



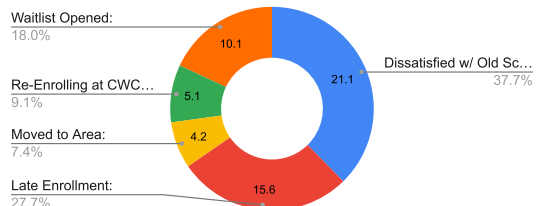
Enrollment after Day 1

YTD Actuals



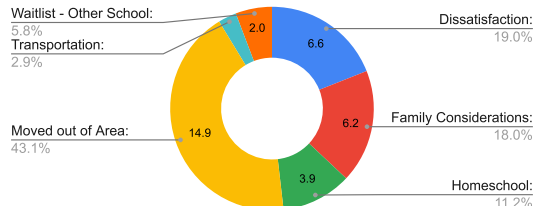
Students Enrolling After Day 1

PK-8 YTD Average



Students Exiting after Day 1

PK-8 YTD Average



CWC Kansas City Executive Director's Report - District Dashboard

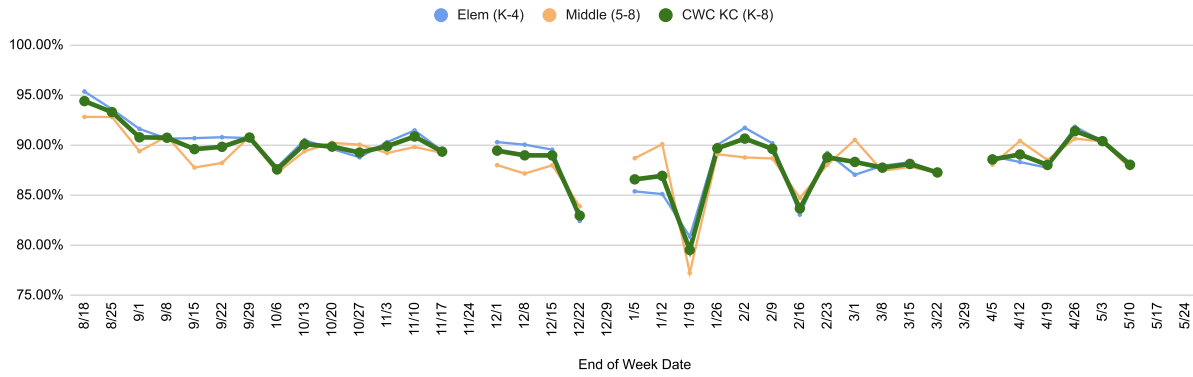
School Year 2023-24



ADA

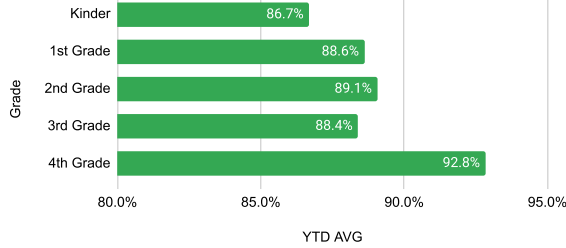
% ADA by Week

YTD Actuals



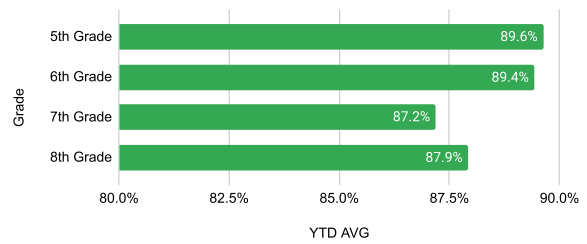
% ADA by ES Grade Level

YTD



% ADA by MS Grade Level

YTD



**Citizens of the World Kansas City
Executive Director's Report - District Dashboard
May 2024**

Enrollment and Demographics

Enrollment by Grade & Status

	In-Person	Early Attend	Homebound	MOVA	Pend. MOVA	Offsite	Enrolled	Pending	Expected	Offered
PK	9						9		9	
K	48						48		48	
1	48					1	49		49	
2	49						49		49	
3	45					1	46		46	
4	47						47		47	
5	48					1	49		49	
6	25						25		25	
7	36						36		36	
8	24						24		24	
TOTAL	379					3	382		382	

Gender

Male	202	53%
Female	180	47%
	<u>382</u>	<u>100%</u>

FRL Status

Free	217	57%
Reduced	24	6%
Paid	141	37%
Unknown	0	0%
	<u>382</u>	<u>100%</u>

Ethnicity

BAA (42-48%)	176	46%
C (32-38%)	94	25%
MR	44	12%
HL (12-18%)	60	16%
API	8	2%
	<u>382</u>	<u>100%</u>

Special Education

IEP/504	70	18%
---------	----	-----

English Lang. Learner

ELL	19	5%
-----	----	----

FRL Rate: 63% (50% Goal)

Attendance

Elementary (K-4)

	ADA	Att %
Kinder:	39.1	86.7%
1st Grade:	40.95	88.6%
2nd Grade:	43.04	89.1%
3rd Grade:	38.87	88.4%
4th Grade:	43.61	92.8%
	<u>205.57</u>	<u>89.2%</u>
	<u>>90%</u>	<u>>85%</u>
	61.8%	74.9%

Middle School (5-8)

	ADA	Att %
5th Grade:	43.56	89.6%
6th Grade:	23.05	89.4%
7th Grade:	30.42	87.2%
8th Grade:	21.9	87.9%
	<u>118.93</u>	<u>88.6%</u>
	<u>>90%</u>	<u>>85%</u>
	56.4%	73.1%

Student Mobility

Students Enrolling After Day 1

Dissatisfied w/ Old School:	32
Late Enrollment:	17
Moved to Area:	8
Re-Enrolling at CWCKC:	7
Waitlist Opened:	<u>15</u>
	79

Students Exiting After Day 1

Dissatisfaction:	11
Family Considerations:	7
Homeschool:	6
Moved out of Area:	25
Residency Issue:	
Transportation:	1
Waitlist - Other School:	<u>3</u>
	53