

CWC Kansas City Executive Director's Report - District Dashboard

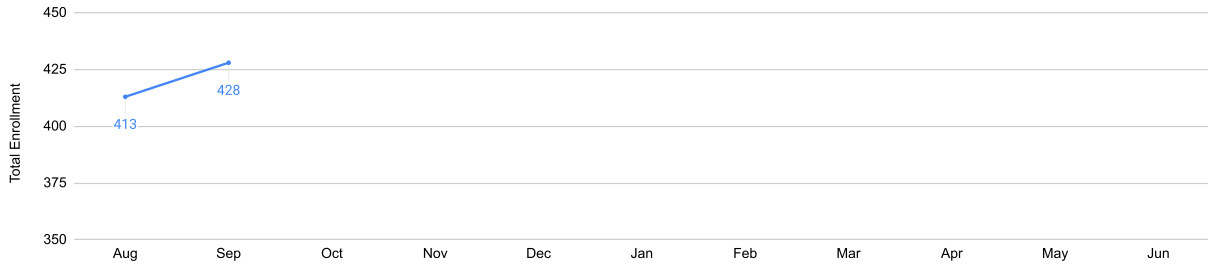
School Year 2024-25



Enrollment

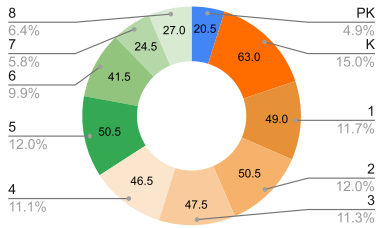
CWC Kansas City Enrollment

YTD Actuals



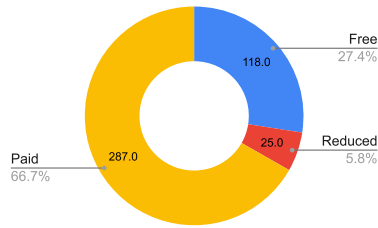
Enrollment by Grade Level

PK-8 YTD Average



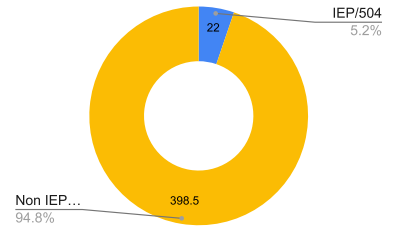
Enrollment by FRL Status

PK-8 YTD Average



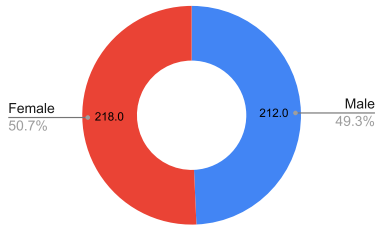
Enrollment by IEP/504

PK-8 YTD Average



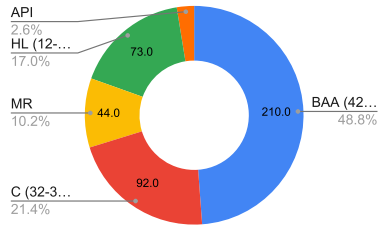
Enrollment by Gender Identity

PK-8 YTD Average



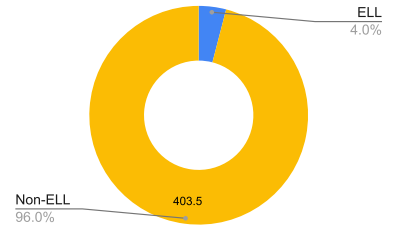
Enrollment by Ethnicity

PK-8 YTD Average



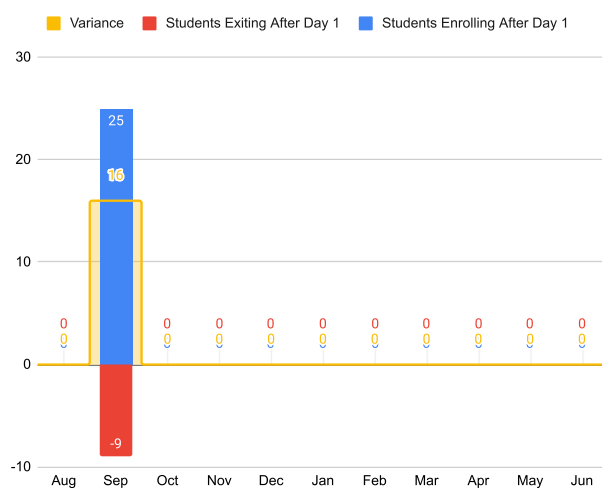
Enrollment by English Learner

PK-8 YTD Average



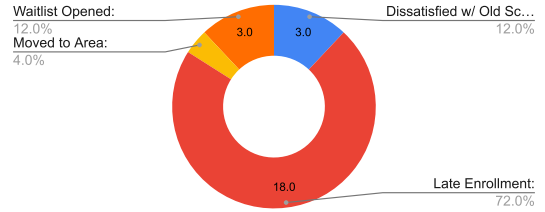
Enrollment after Day 1

YTD Actuals



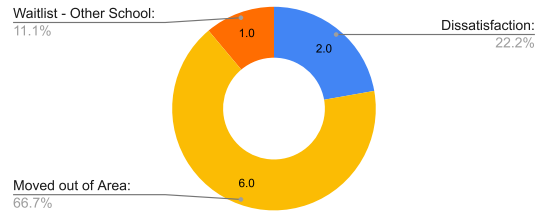
Students Enrolling After Day 1

PK-8 YTD Average



Students Exiting after Day 1

PK-8 YTD Average



CWC Kansas City Executive Director's Report - District Dashboard

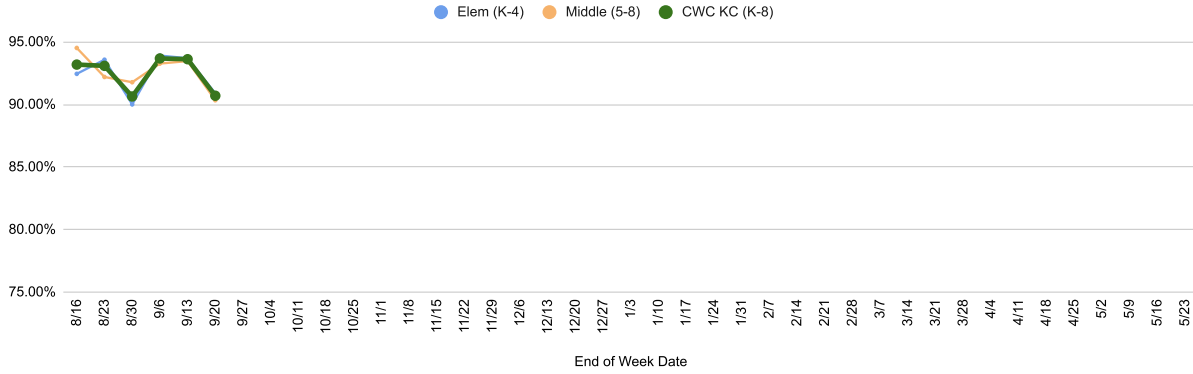
School Year 2024-25



ADA

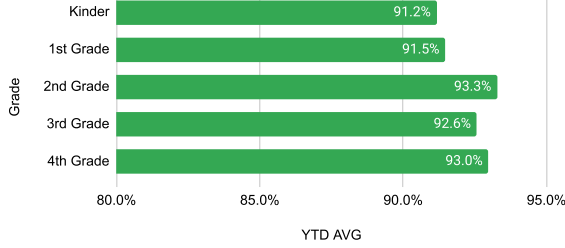
% ADA by Week

YTD Actuals



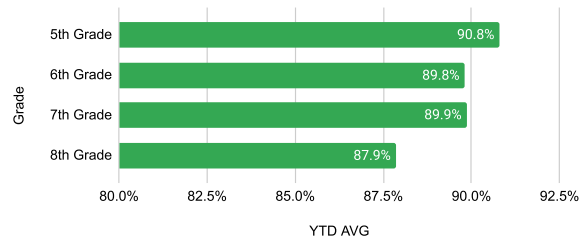
% ADA by ES Grade Level

YTD



% ADA by MS Grade Level

YTD



**Citizens of the World Kansas City
Executive Director's Report - District Dashboard
September 2024**

Enrollment and Demographics

Enrollment by Grade & Status

	Broadway	Oper. Break.	Homebound	MOVA	Pend. MOVA	Offsite	Enrolled	Pending	Expected	Offered
PK	0	22					22		24	
K	51	16					67	2	67	
1	49						49		49	
2	48					2	50		50	
3	37	10					47		47	
4	37	9				1	47		47	
5	50						50		50	
6	42					1	43		43	
7	26						26		26	
8	27						27		27	
TOTAL	367	57				4	428	2	430	

Gender

Male	212	50%
Female	218	51%
	430	100%

FRL Status

Free	118	28%
Reduced	25	6%
Paid	287	67%
Unknown	0	0%
	430	100%

Ethnicity

BAA (42-48%)	210	49%
C (32-38%)	92	21%
MR	44	10%
HL (12-18%)	73	17%
API	11	3%
	430	100%

Special Education

IEP/504	22	5%
---------	----	----

English Lang. Learner

ELL	17	4%
-----	----	----

FRL Rate: 33% (50% Goal)

Attendance

Elementary (PK-4)

	ADA	Att %
Kinder:	58.88	91.2%
1st Grade:	44.44	91.5%
2nd Grade:	46.89	93.3%
3rd Grade:	44.32	92.6%
4th Grade:	43.79	93.0%
	238.32	92.3%
	<u>>90%</u>	<u>>85%</u>
	73.6%	82.3%

Middle School (5-8)

	ADA	Att %
5th Grade:	47.81	94.7%
6th Grade:	36.79	90.4%
7th Grade:	22.64	92.7%
8th Grade:	24.43	90.4%
	131.67	92.3%
	<u>>90%</u>	<u>>85%</u>
	73.8%	86.6%

Student Mobility

Students Enrolling After Day 1

Dissatisfied w/ Old School:	3
Late Enrollment:	18
Moved to Area:	1
Re-Enrolling at CWCKC:	3
Waitlist Opened:	3
	25

Students Exiting After Day 1

Dissatisfaction:	2
Family Considerations:	
Homeschool:	
Moved out of Area:	6
Residency Issue:	
Transportation:	
Waitlist - Other School:	1
	9