

CWC Kansas City Executive Director's Report - District Dashboard

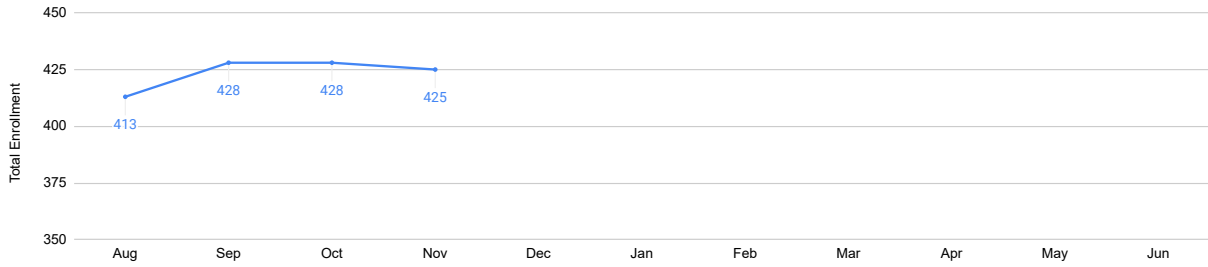
School Year 2024-25



Enrollment

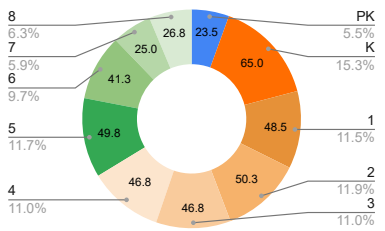
CWC Kansas City Enrollment

YTD Actuals



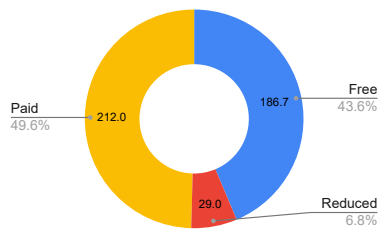
Enrollment by Grade Level

PK-8 YTD Average



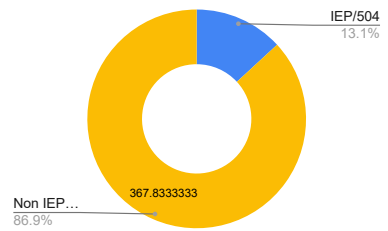
Enrollment by FRL Status

PK-8 YTD Average



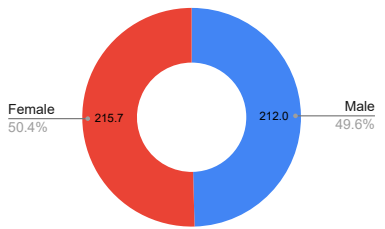
Enrollment by IEP/504

PK-8 YTD Average



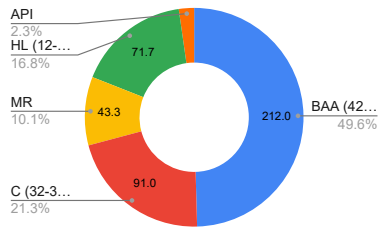
Enrollment by Gender Identity

PK-8 YTD Average



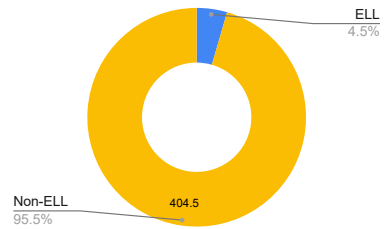
Enrollment by Ethnicity

PK-8 YTD Average



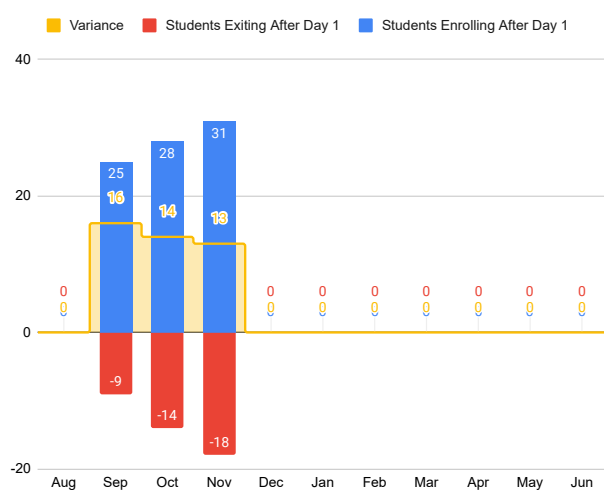
Enrollment by English Learner

PK-8 YTD Average



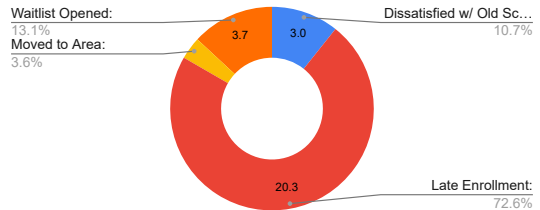
Enrollment after Day 1

YTD Actuals



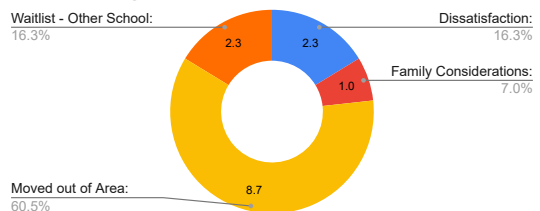
Students Enrolling After Day 1

PK-8 YTD Average



Students Exiting after Day 1

PK-8 YTD Average



CWC Kansas City Executive Director's Report - District Dashboard

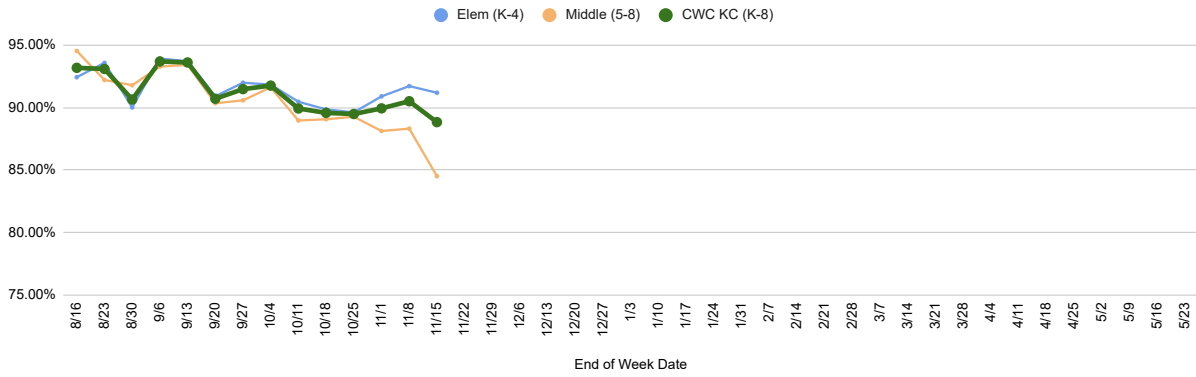
School Year 2024-25



ADA

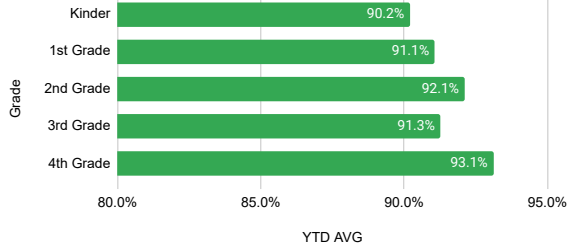
% ADA by Week

YTD Actuals



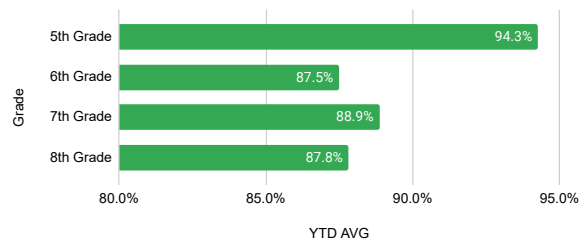
% ADA by ES Grade Level

YTD



% ADA by MS Grade Level

YTD



**Citizens of the World Kansas City
Executive Director's Report - District Dashboard
November 2024**

Enrollment and Demographics

Enrollment by Grade & Status

	Broadway	Oper. Break.	Homebound	MOVA	Pend. MOVA	Offsite	Enrolled	Pending	Expected	Offered
PK	0	27					27		27	
K	51	16					67	1	68	
1	48						48		48	
2	48					2	50		50	
3	36	10					46	1	47	1
4	37	9				1	47		47	
5	49						49		49	
6	39					1	40		40	
7	25						25		25	1
8	26						26		26	
TOTAL	359	62				4	425	2	427	2

Gender

Male	212	50%
Female	213	50%
	425	100%

FRL Status

Free	228	54%
Reduced	31	7%
Paid	166	39%
Unknown	0	0%
	425	100%

Ethnicity

BAA (42-48%)	213	50%
C (32-38%)	90	21%
MR	42	10%
HL (12-18%)	71	17%
API	9	2%
	425	100%

Special Education

IEP/504	71	17%
---------	----	-----

English Lang. Learner

ELL	20	5%
-----	----	----

FRL Rate: 61% (50% Goal)

Attendance

Elementary (PK-4)

	ADA	Att %
Kinder:	59.17	90.2%
1st Grade:	44.1	91.1%
2nd Grade:	46.17	92.1%
3rd Grade:	42.8	91.3%
4th Grade:	43.81	93.1%
	<u>236.05</u>	<u>91.5%</u>
	<u>>90%</u>	<u>>85%</u>
	67.6%	82.2%

Middle School (5-8)

	ADA	Att %
5th Grade:	46.95	94.3%
6th Grade:	36.12	87.5%
7th Grade:	22.35	88.9%
8th Grade:	23.48	87.8%
	<u>128.9</u>	<u>89.8%</u>
	<u>>90%</u>	<u>>85%</u>
	65.1%	78.5%

Student Mobility

Students Enrolling After Day 1

Dissatisfied w/ Old School:	3
Late Enrollment:	23
Moved to Area:	1
Re-Enrolling at CWCKC:	4
Waitlist Opened:	<u>31</u>

Students Exiting After Day 1

Dissatisfaction:	3
Family Considerations:	1
Homeschool:	
Moved out of Area:	11
Residency Issue:	
Transportation:	
Waitlist - Other School:	<u>3</u>
	18