

# CWC Kansas City Executive Director's Report - District Dashboard

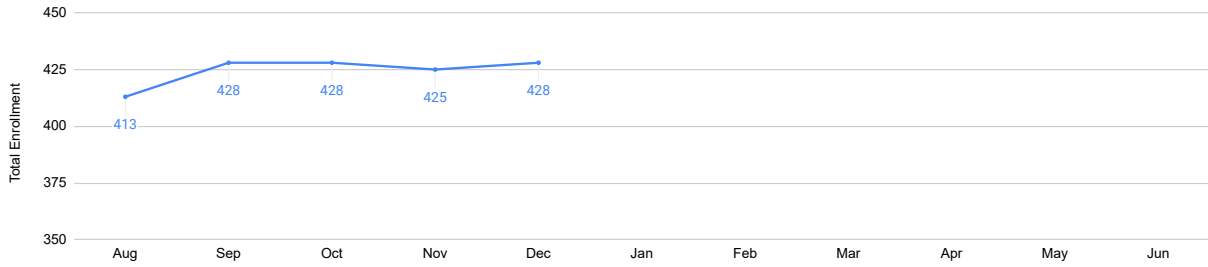
School Year 2024-25



## Enrollment

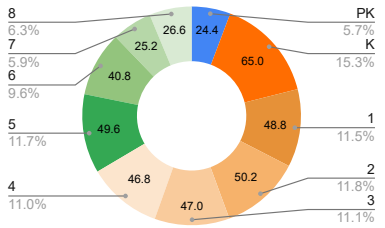
### CWC Kansas City Enrollment

YTD Actuals



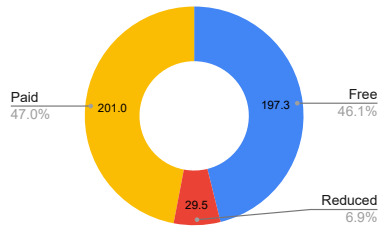
### Enrollment by Grade Level

PK-8 YTD Average



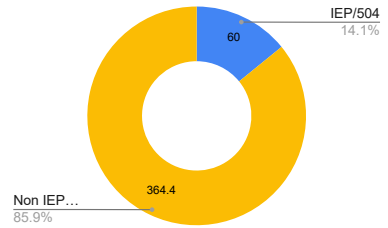
### Enrollment by FRL Status

PK-8 YTD Average



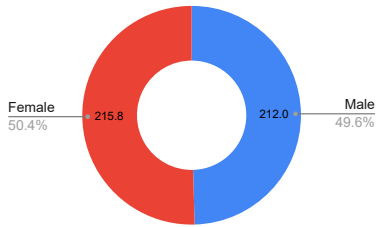
### Enrollment by IEP/504

PK-8 YTD Average



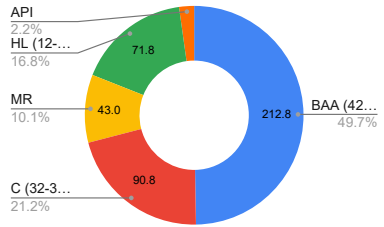
### Enrollment by Gender Identity

PK-8 YTD Average



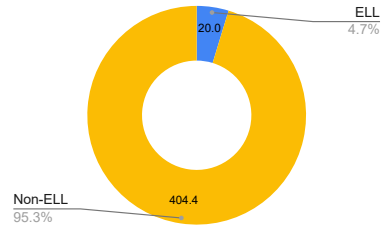
### Enrollment by Ethnicity

PK-8 YTD Average



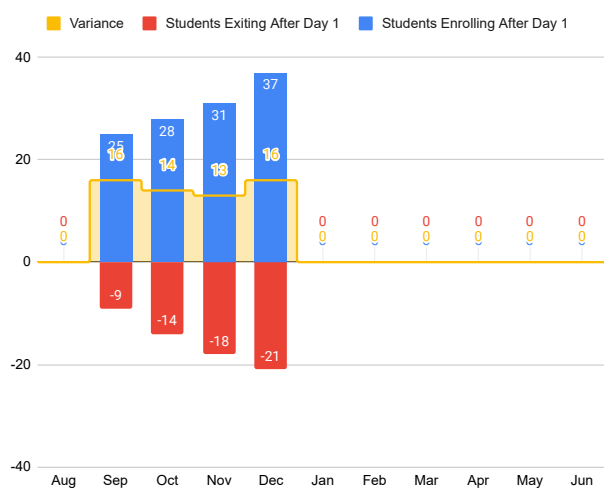
### Enrollment by English Learner

PK-8 YTD Average



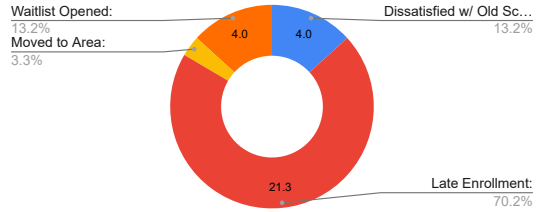
### Enrollment after Day 1

YTD Actuals



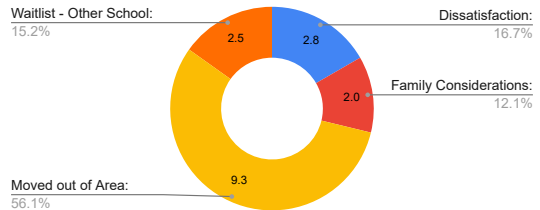
### Students Enrolling After Day 1

PK-8 YTD Average



### Students Exiting after Day 1

PK-8 YTD Average



# CWC Kansas City Executive Director's Report - District Dashboard

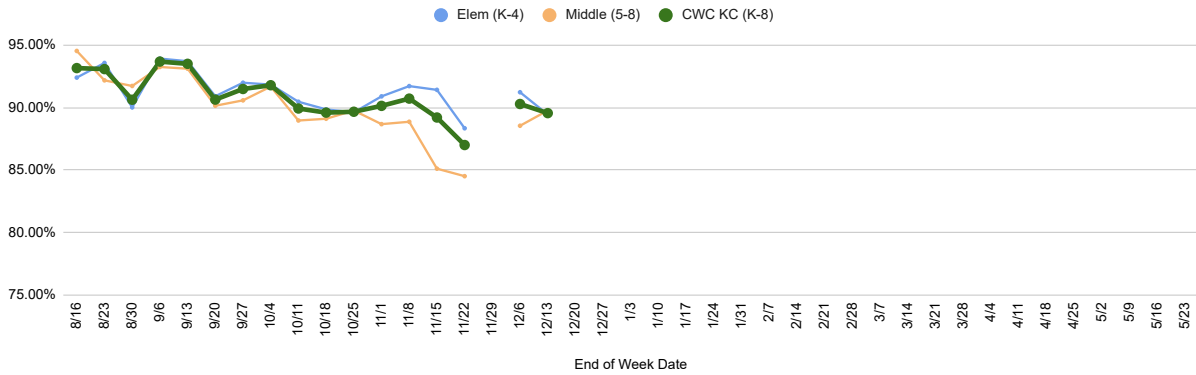
School Year 2024-25



## ADA

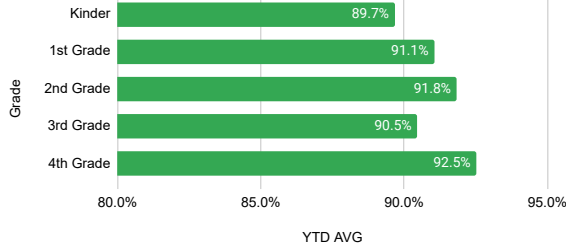
### % ADA by Week

YTD Actuals



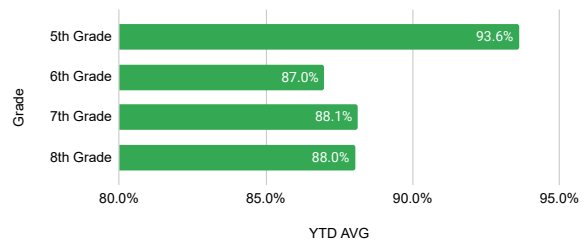
### % ADA by ES Grade Level

YTD



### % ADA by MS Grade Level

YTD



**Citizens of the World Kansas City  
Executive Director's Report - District Dashboard  
December 2024**

**Enrollment and Demographics**

**Enrollment by Grade & Status**

	Broadway	Oper. Break.	Homebound	MOVA	Pend. MOVA	Offsite	Enrolled	Pending	Expected	Offered
PK	0	28					28	2	30	
K	50	15					65	1	66	
1	50	0					50		50	
2	48	0				2	50		50	
3	38	10					48		48	
4	37	9				1	47	1	48	
5	49	0					49		49	
6	38	0				1	39	1	40	
7	26	0					26		26	
8	26	0					26		26	
<b>TOTAL</b>	<b>362</b>	<b>62</b>				<b>4</b>	<b>428</b>	<b>5</b>	<b>433</b>	

**Gender**

Male	212	50%
Female	216	50%
	1	100%

**FRL Status**

Free	229	54%
Reduced	31	7%
Paid	168	39%
Unknown		0%
	428	100%

**Ethnicity**

BAA (42-48%)	215	50%
C (32-38%)	90	21%
MR	42	10%
HL (12-18%)	72	17%
API	9	2%
	428	100%

**Special Education**

IEP/504	73	17%
---------	----	-----

**English Lang. Learner**

ELL	23	5%
-----	----	----

FRL Rate: 61% (50% Goal)

**Attendance**

**Elementary (PK-4)**

	ADA	Att %
Kinder:	58.92	89.7%
1st Grade:	44.16	91.1%
2nd Grade:	46.01	91.83%
3rd Grade:	42.39	90.5%
4th Grade:	43.55	92.5%
	<b>235.03</b>	<b>91.0%</b>
	<b>&gt;90%</b>	<b>&gt;85%</b>
	<b>65.3%</b>	<b>80.3%</b>

**Middle School (5-8)**

	ADA	Att %
5th Grade:	46.47	93.6%
6th Grade:	35.27	87.0%
7th Grade:	22.16	88.1%
8th Grade:	23.38	88.0%
	<b>127.28</b>	<b>89.7%</b>
	<b>&gt;90%</b>	<b>&gt;85%</b>
	<b>63.3%</b>	<b>78.7%</b>

**Student Mobility**

**Students Enrolling After Day 1**

Dissatisfied w/ Old School:	7
Late Enrollment:	24
Moved to Area:	1
Re-Enrolling at CWCKC:	5
Waitlist Opened:	37

**Students Exiting After Day 1**

Dissatisfaction:	4
Family Considerations:	3
Homeschool:	
Moved out of Area:	11
Residency Issue:	
Transportation:	
Waitlist - Other School:	3
	21